

## **QUANTITIES**

Do not designate the quantities by sets but state specifically the number of parts that are required.

## **ORDERS**

Orders for replacement parts should be submitted to the nearest Standard-Triumph Distributor or Dealer.

## **SPECIAL NOTE FOR DISTRIBUTORS**

It is helpful to ensure that:—

- (a) The address is clearly stated and the order submitted on the approved Order Form.
- (b) Parts required are in numerical sequence.
- (c) Where possible, the order should be typed or written in ink.

## **NOTICE OF MODIFICATION**

When modifications relevant to these models are introduced Bulletins will be issued to Standard-Triumph Distributors and Dealers to ensure that the catalogue may be amended in accordance with the latest information.

## **CHASSIS NUMBERS**

Where there is doubt about the correct description for a spare part, always quote the chassis number with prefix or suffix letters (if any) of the car concerned. This will save delay and ensure speedier despatch. The Chassis number may be found stamped on a brass plate on the scuttle under the bonnet.

## **CAR REPAIRS. Note to Customers**

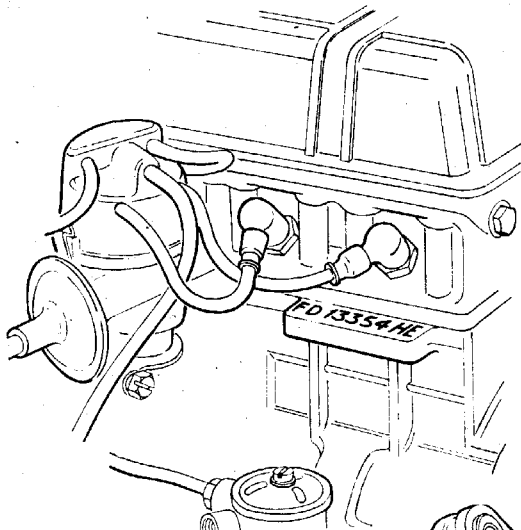
A Service School is established where the representatives from our Distributors and Dealers are trained in the upkeep and maintenance of Standard-Triumph Cars. Customers should therefore avail themselves of the service which our agents are able to give in all matters relative to service and maintenance.

## **CAUTION**

WHEN REPLACEMENTS ARE MADE IT IS OF THE UTMOST IMPORTANCE THAT PARTS OF GENUINE STANDARD MOTOR CO. LTD. MANUFACTURE SHOULD BE USED. THIS ENSURES THAT THE SERVICE GIVEN BY THE ORIGINAL PART WILL BE MAINTAINED BY THE REPLACEMENT. REMEMBER THE GENUINE PART CARRIES WITH IT A GUARANTEE.

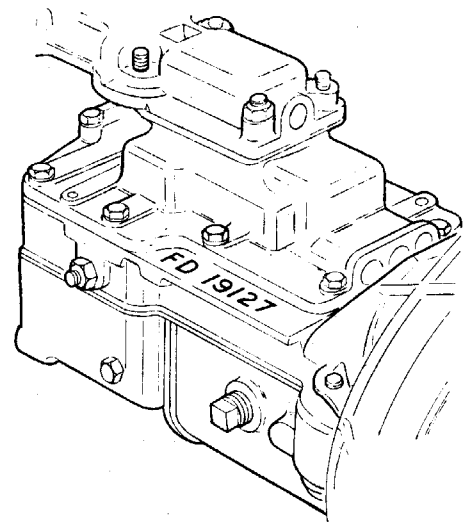
THE EXPERIENCE GAINED BY THE MANUFACTURERS ENSURES THAT THE HIGHEST QUALITY MATERIAL IS USED AND THE STRICTEST ACCURACY MAINTAINED IN MANUFACTURE.

# UNIT SERIAL NUMBERS



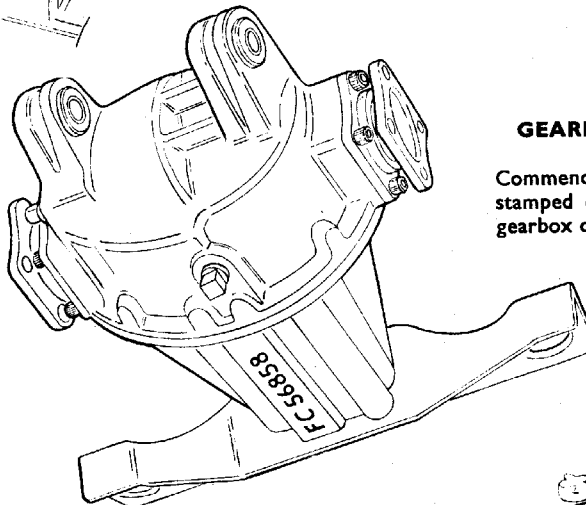
## ENGINE SERIAL NUMBER

Commencing at FD 1 E and FE8155 E 1969 U.S.A. model, this number is stamped on the left-hand side of the cylinder block.



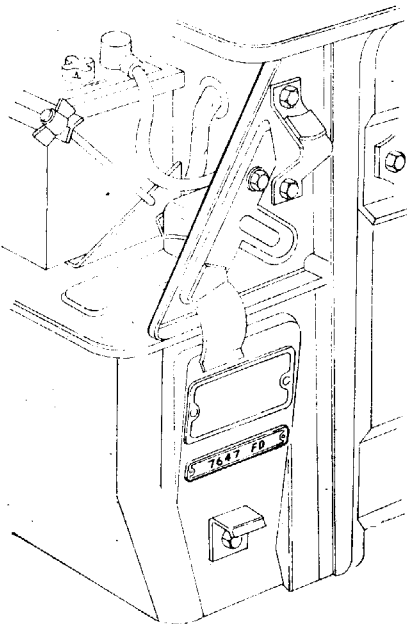
## GEARBOX SERIAL NUMBER

Commencing at FD 1 GB, this number is stamped on the right-hand side of the gearbox casing.



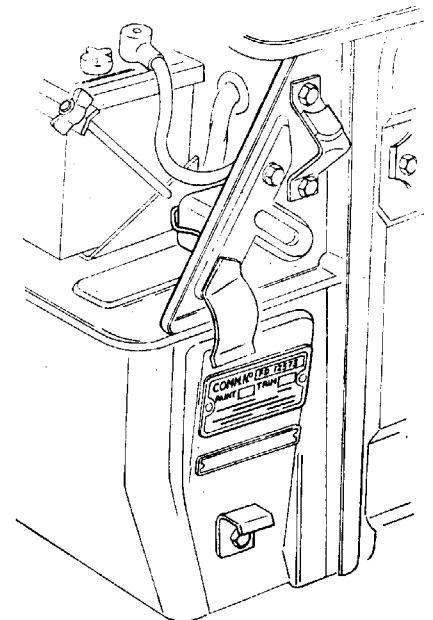
## REAR AXLE SERIAL NUMBER

Commencing at FC 1 RA, this number is stamped on the bottom flange of the axle casing.



## BODY SERIAL NUMBER

Commencing at 81311 FC up to 81732 FC, from 422 FD and 20001 FG 1969 U.S.A. model, this number is stamped on a plate which is riveted to the left-hand bulkhead panel.



## COMMISSION NUMBER

This number is stamped on a plate which is riveted to the left-hand bulkhead panel. Commission number details are listed on the following page.